

Week 6: Curating Presentation and Collective Meeting

In this week's presentation, I received feedback from my tutor and classmates and refined my curatorial project. My tutor noted that the strengths of my proposal lie in calculating artist salaries and exhibition venue rental costs, while the weaknesses require addressing the exhibition's visibility and transportation-related expenses.

I created the layout plan for my exhibition based on visual suggestions.

Sciennes Gallery

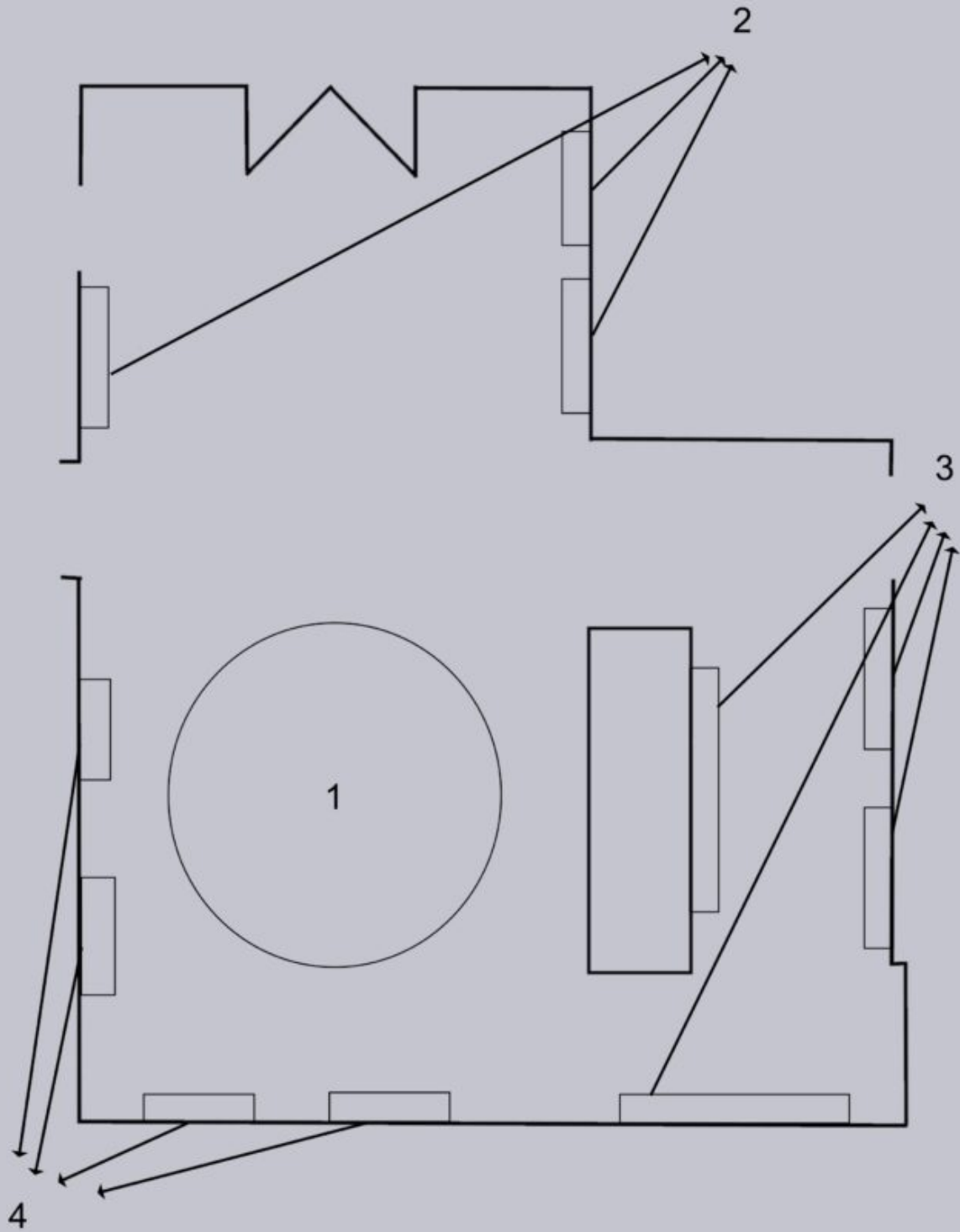


Figure 1: SICP floor plan I created based on the summerhall staff's email reply. 1 Concrete Bamboo, 2 Alness Memorial

Geopark Sequence, 3 Intelligent Wilderness, 4 Cooped . Farmed
. Displayed

I attended this weekly collective meeting at Summerhall In Vitro Gallery in response to the teacher's feedback. Our collective is an art curation group named "No idea," established during weeks 3 and 4. Below are images documenting our collective's conceptual manifesto activity from week 4.

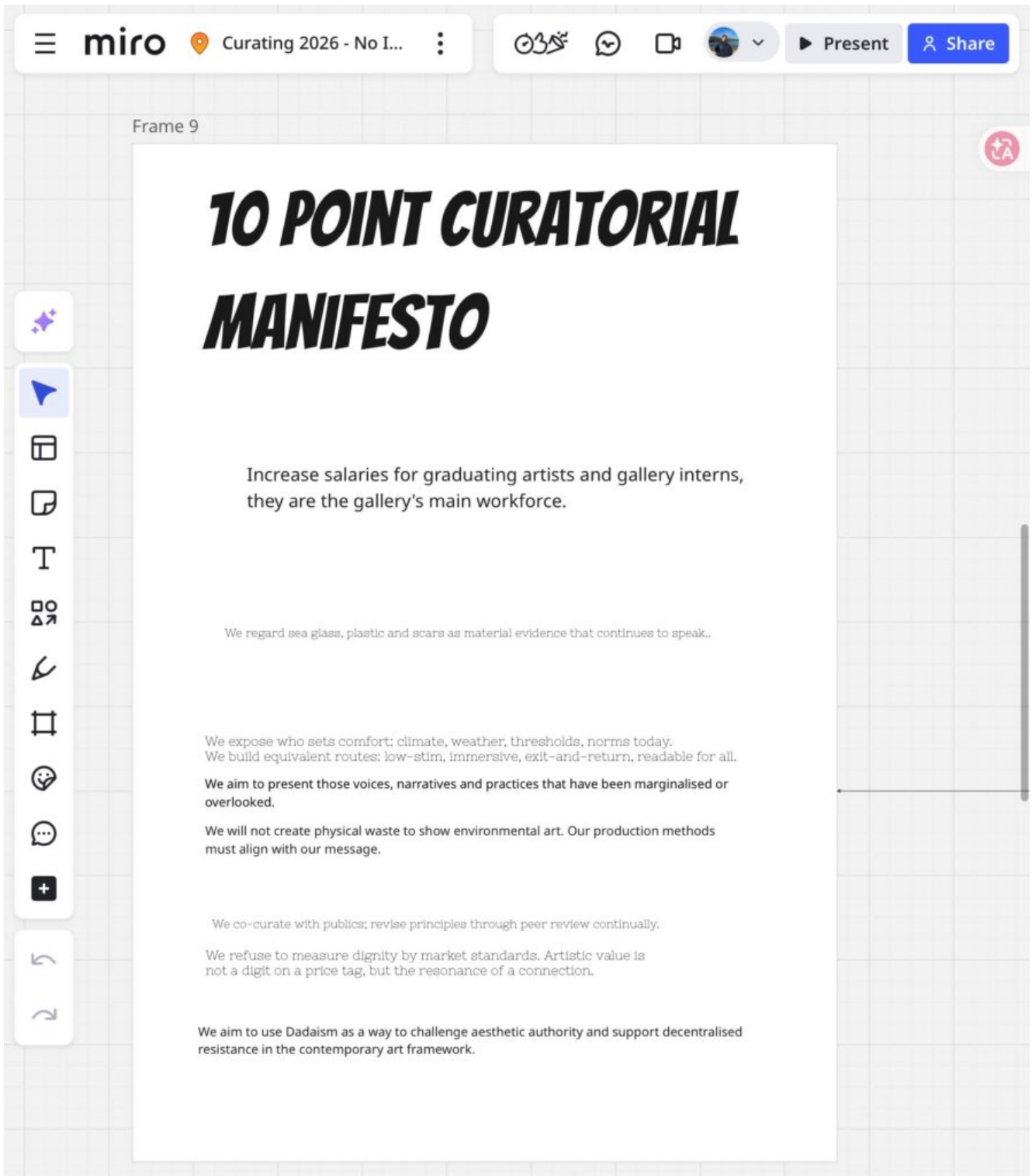


Figure 2: Our collective's first attempt at drafting a manifesto on miro board

MANIFESTO - BRAIN STORM

You may write your own manifesto here. Alternatively, you may write manifesto regarding other members' curatorial proposals, provided you clearly write the name or theme before the text of manifesto so others can understand.

可以这样写：
名称：宣言内容
 但也完全可以只写自己策展方案的那句承诺/宣言

例如（格式参考）
张三：我承诺好好写作业
总结：我们组都会好好写作业的

It may be written as follows:
Name: Declaration Content
 However, it is entirely acceptable to include only the pledge/declaration from your curatorial proposal.

For example (format reference):
Jack: I pledge to complete my assignments diligently.
Summary: Our entire group will diligently complete our assignments.

The image shows a digital workspace with a grid of student manifestos. The workspace includes a toolbar on the left with icons for selection, erasing, and drawing. The manifestos are organized into a grid with columns for each student: Zhiyu Yang, Chenchen Feng, Nan Wu, Vivien, Xinger Gao, Wenchang Jia, and Yufan Xie. Each manifesto card contains text boxes and colored sticky notes. A red circular icon with a white 'A' is in the top right corner.

Figure 3: Our collective organized an after-class activity for each student to write two lines of Manifesto.



Figure 4: During the after-class group meeting, each student summarized the key words from their SICP and ideal collective manifesto.



Figure 5: We collaboratively structure the manifesto, including the introduction, conclusion, and main body.

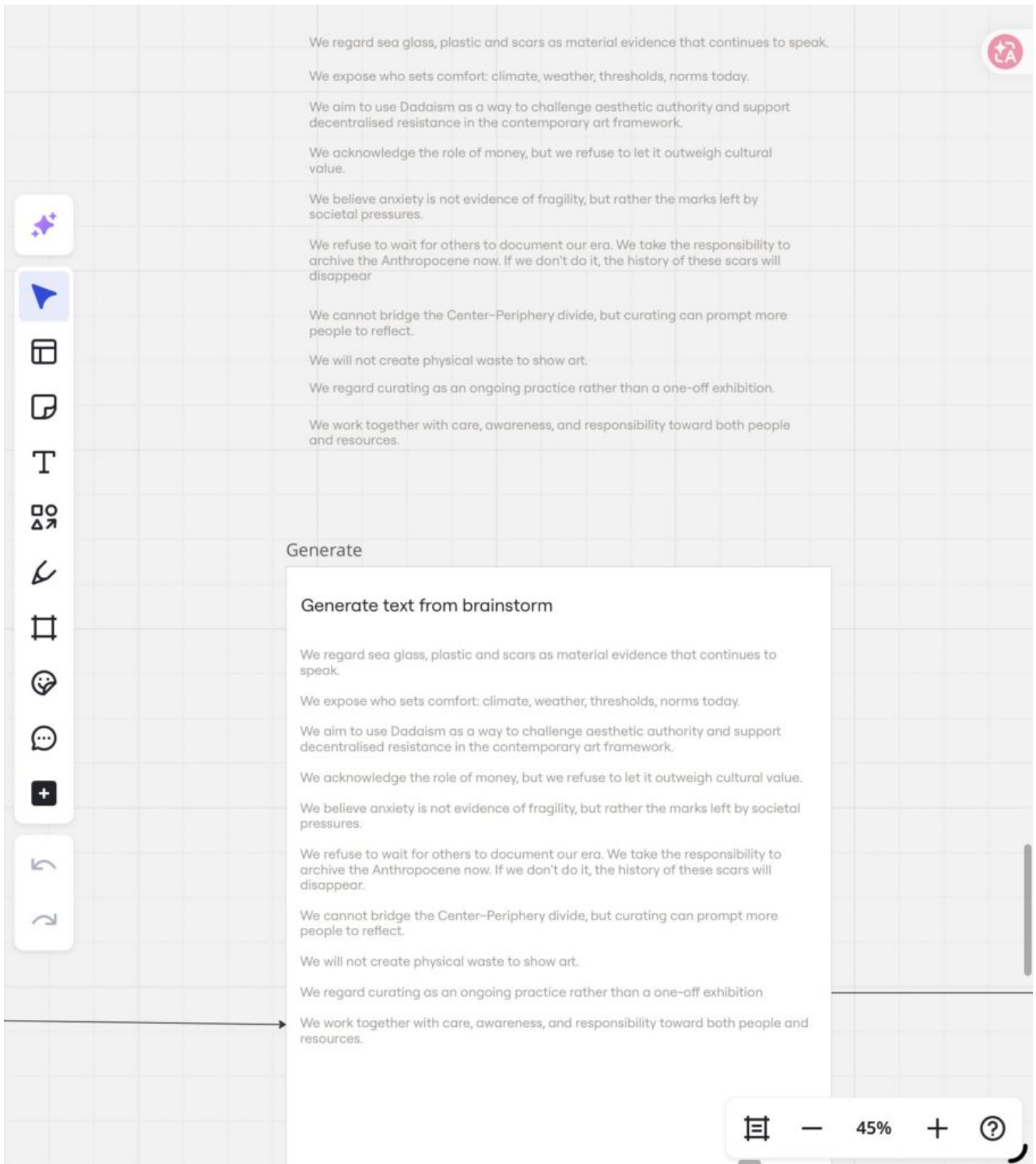


Figure 6: We have completed developing the manifesto on the Miro board.

During the meeting, we discussed and calculated the appropriate exhibition duration, transportation costs for the installations, and expenses for lighting and display screens. Based on Zhiyu's past experience, most exhibitions require

three to five days for installation and one day for dismantling. This means I would need an additional four days to rent the venue, totaling 14 days for my 10-day exhibition. At £250 per day, the cost for Summerhall Sciennes Gallery would be £3,500. Artist fees remain unchanged: £1,796.00 (Five Days, Five Years Artist) + £179.60 (Half-Day Five-Year Artist) + £117.20 (Half-day newly graduated artist) + £117.20 (Half-day newly graduated artist) = £2,210.00.

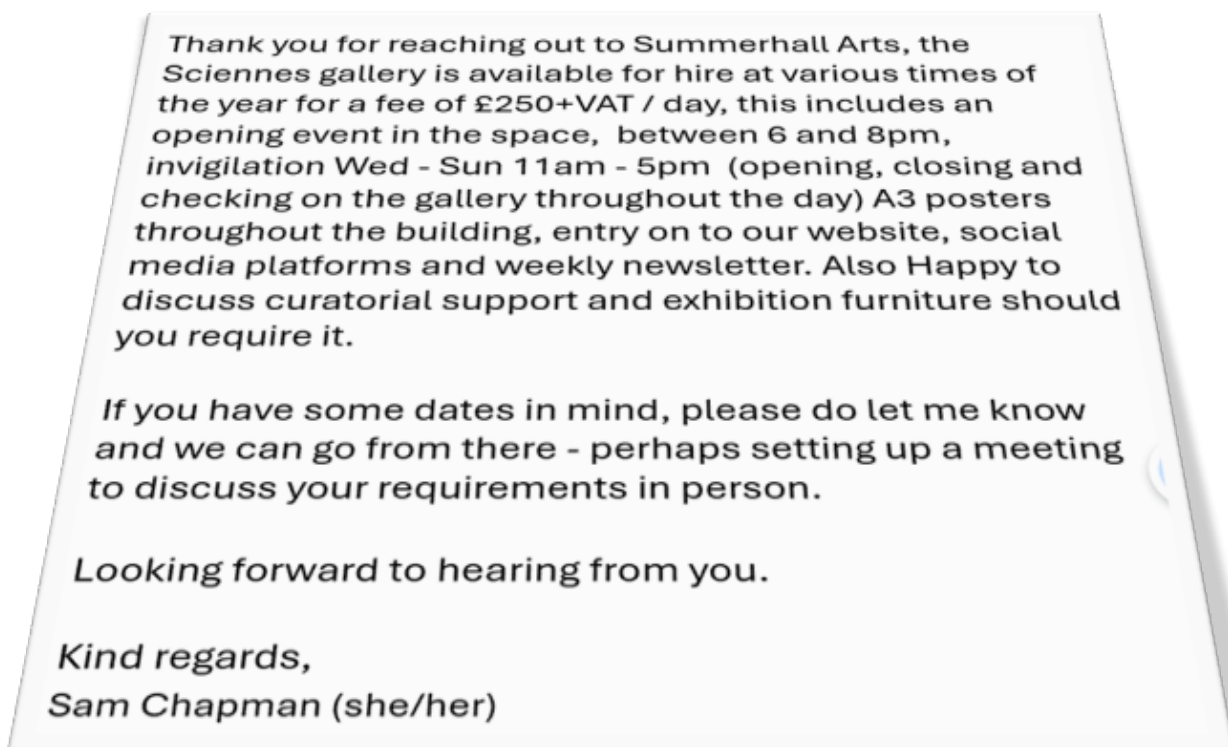


Figure 7: I emailed the staff at Summerhall to inquire about venue rent and the floor plan of Sciennes Gallery

Based on this, my fellow students and I at the collective discussed that the installation could be transported by artist Yuhang Liu, whom I would compensate with five days' worth of wages. I will cover his £1,500 plane ticket. I want him to use the video equipment and screens rented from ECA during the exhibition preparation to record artist interviews—one reason

for his presence. We've already decided to rent the exhibition lighting and video screens from ECA. Therefore, the current cost I have calculated is £7,210. I will continue to discuss and calculate other expenses with my colleagues at the collective.



Figure 8: A photo of our collective working at the Summer Hall



Figure 9: A photo of our collective working at the Summer Hall