





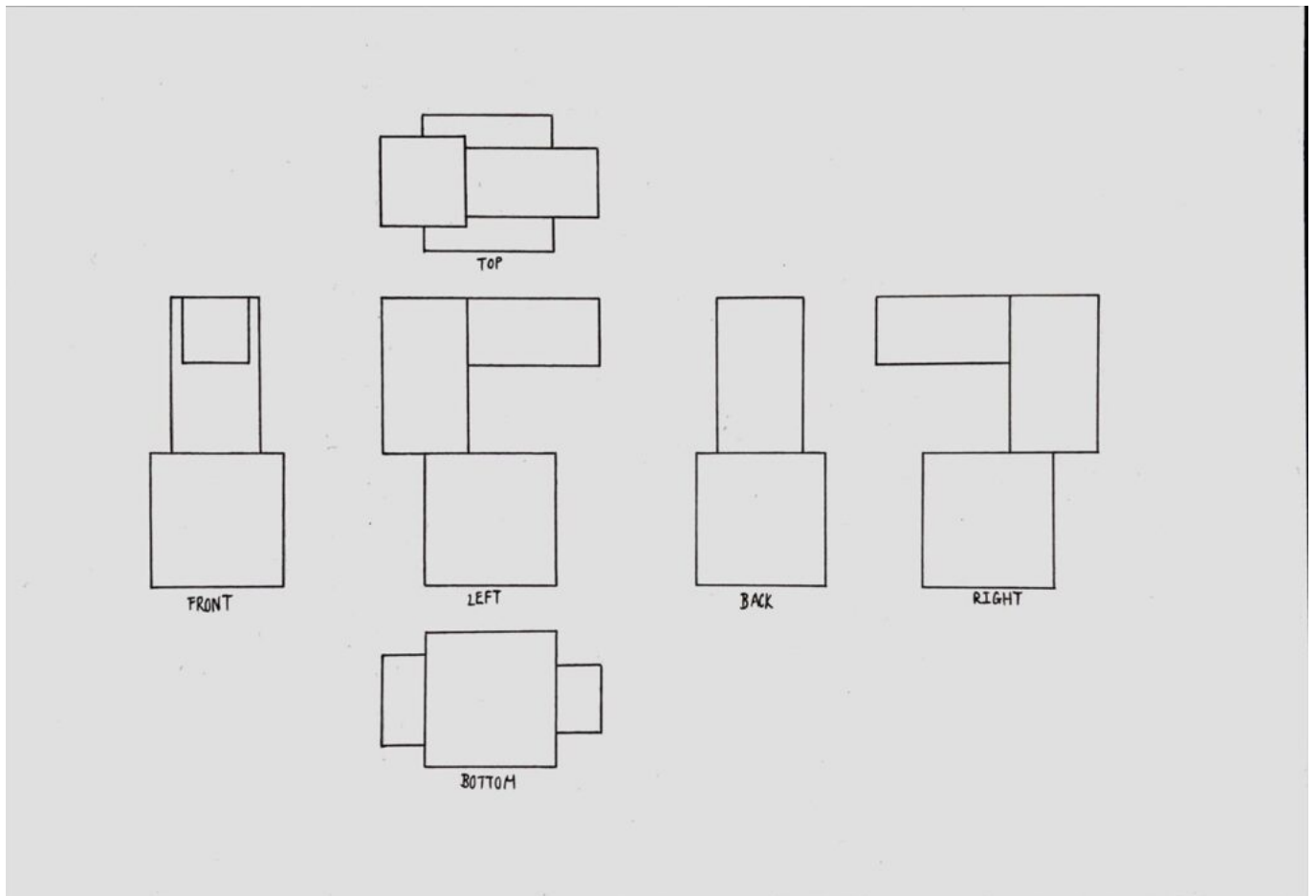
Week 2: Rectilinear Volumes I







In week 2, we had to create rectilinear compositions with different materials ranging from paper to cardboard to mountboard. I created 6 different compositions, mainly out of cubes. Though there is less variation, I was able to play around with different sizes of the cubes and cuboids, how they interact with each other and how to create a contrast between the different volumes through their size, color and placement.



Next, I picked out one of my compositions and made an orthographic projection sketch of it. I had experience in drawing orthographic projections during my time in high school, so although it was a familiar process, it was still fun and challenging to see how the volumes interacted with one another and how they actually look like from different angles.