













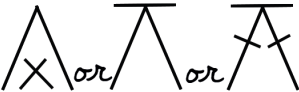



















CROCHET CHART CHEAT SHEET

| Symbol | Stitch |
|---|---|
|  |  slip stitch |
|  |  chain |
|  |  beginning chain (3 chain stitches) |
|  |  double crochet |
|  |  half treble crochet |
|  |  treble crochet |
|  |  double treble crochet |
|  |  decreases - shown with the stitch symbol in an upsidedown V formation |
|  |  increases - shown with the stitch symbol in a V formation |
|  |  Raised Back stitch (hook pointing to the right) |
|  |  Raised Front stitch (hook pointing to the left) |
|  |  work in back loop only |
|  |  work in front loop only |
|  |  start here |
|  |  bind off or finish here |
|  |  direction of work |