
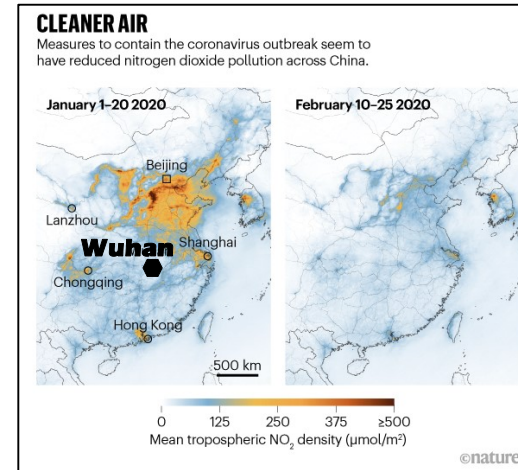


SUMMARY

- ☐ COVID-19, lockdown and air quality (NO & NO₂)
- ☐ Power generation emissions
- ☐ St. John's Road, Edinburgh and traffic emissions
- ☐ Greenhouse gases and climate change
- ☐ Solutions
- ☐ Dr. Massimo Vieno's video (UKCEK Edinburgh)

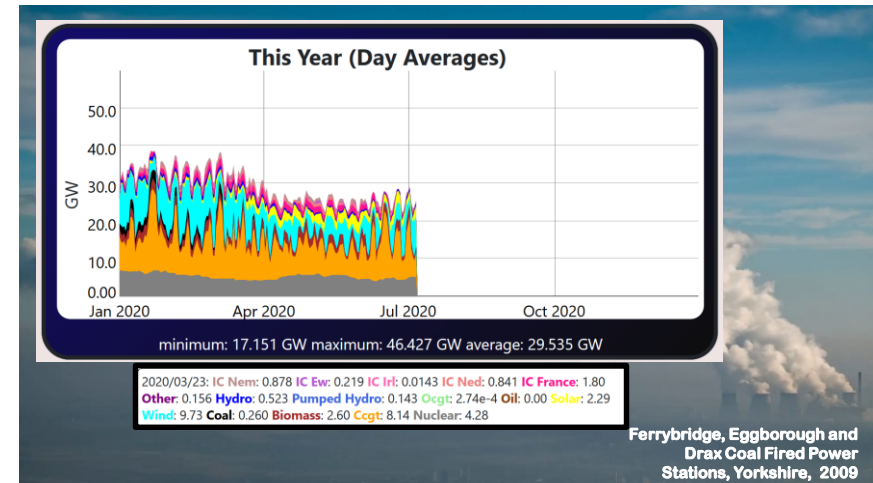
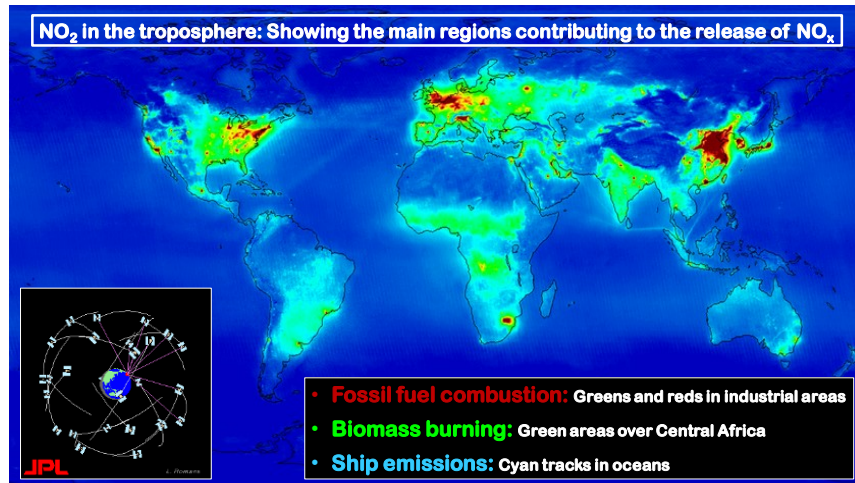


Magnus Heggdorn
The brain strokes
Date and Time (Original)
2020-05-15 08:00:26



**Coronavirus
impact seen
from space.**

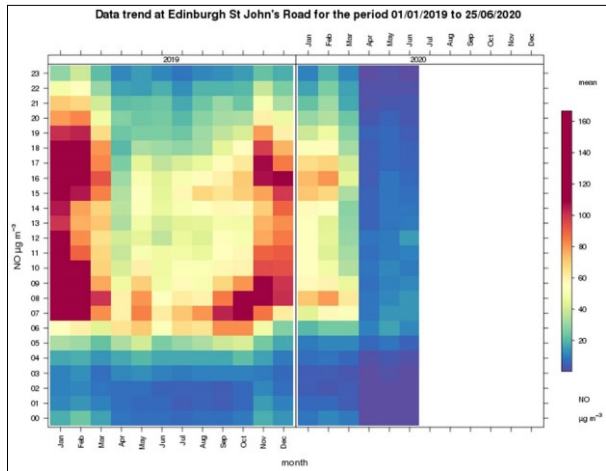

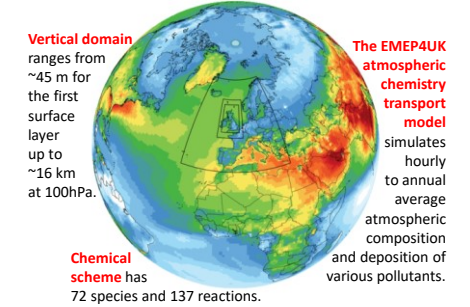
**Satellites detect
striking reductions
in pollution across
China (~10–30%).**



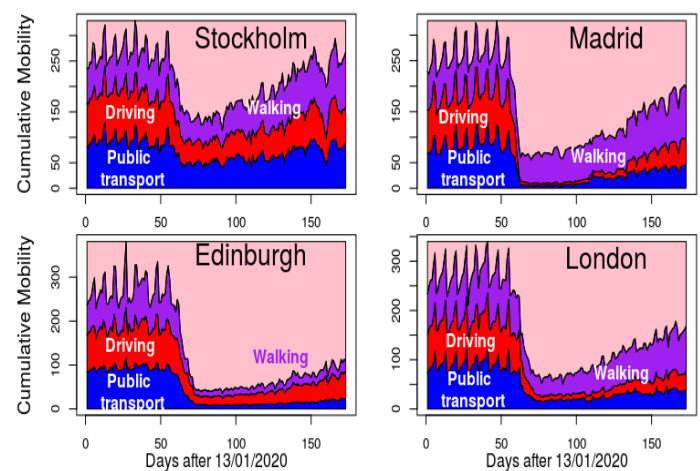
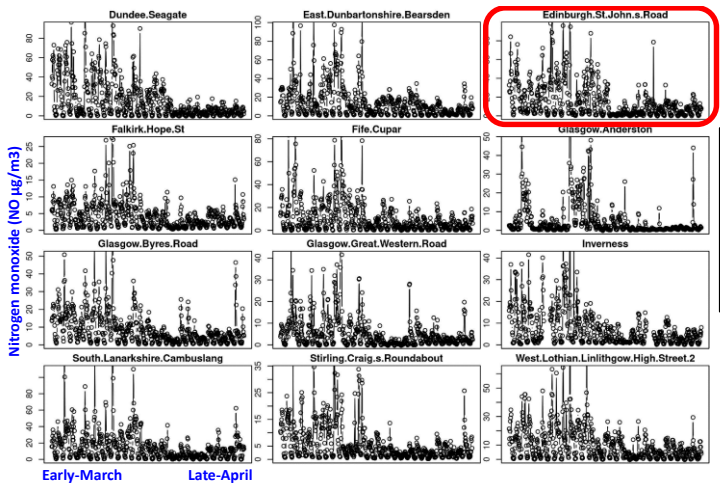
Massimo Vieno




Contact details
Job Title: Air Pollution Modeller
Location: Edinburgh
Email: mvi@ceh.ac.uk
Phone: +44 (0)131 4458589



Edinburgh St. John's Rd. Kerbside



Apple's three mobility indexes of public transport, driving and walking aggregated into a single index. The highest mobility peak in Edinburgh (especially for walking) occurred on Saturday 8th Feb, 2020 – the day of the Calcutta Cup match at Murrayfield.



A repurposed image with Mackay's moniker cropped out, appeared in wide circulation on various social media platforms. Mackay decided to create an authorized version bearing his signature.

The third wave. Revised & authorized.



Solutions

AIR POLLUTION

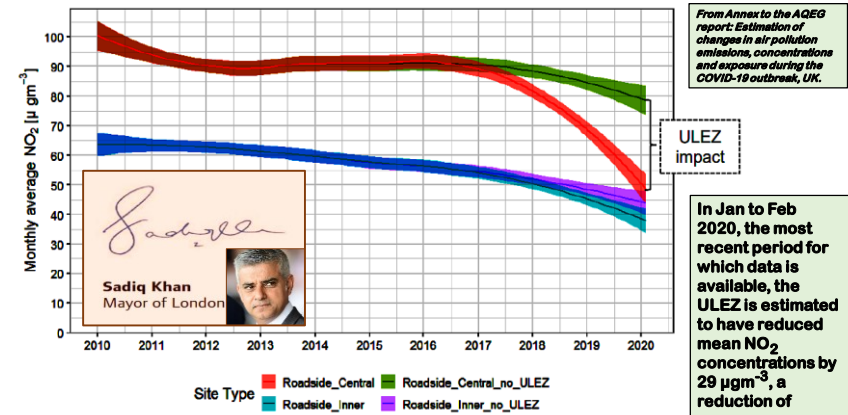
Referendum for a congestion charging scheme held in 2005.

Proposal rejected by 74% of voters.

In hindsight a simpler, more easily communicated scheme was needed.

CLIMATE CHANGE

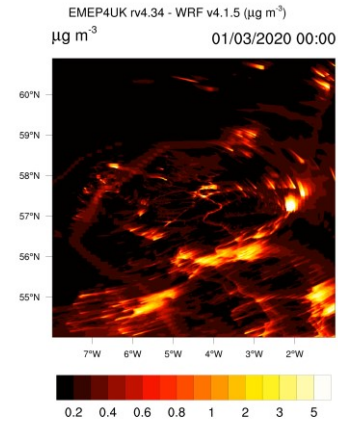
In 2007, BC's premier, Gordon Campbell with California Gov. Arnold Schwarzenegger pledged to fight global warming: introducing Revenue neutral carbon pricing

Figure 2: Monthly average NO_2 concentrations in London with and without ULEZ

- **COVID-19: A unique opportunity - an incredible "natural experiment"**
- **Air pollution globally: NO_x down -60%, Particulates down -30%**
- **UK power consumption: Down 20% overall (but up in residential areas)**
- **Edinburgh road traffic emissions: (NO , NO_2) down -87%**
- **Mobility in Edinburgh: Still very low compared to other European cities**
- **Global CO_2 emissions: Only minor drop -17%, already above normal in China**
- **Solutions: CARBON PRICING (as in British Columbia); ULEZ (as in London)**

Magnus Hegdorn
The brain strokes

Date and Time (Original)
2020-05-15 08:00:26



Acknowledgment:

Dr Massimo Vio, UNCE Edinburgh
This work was supported by the Natural
Environment Research Council award number
NE/R016429/1 as part of the UK-SCAPE
programme delivering National Capability