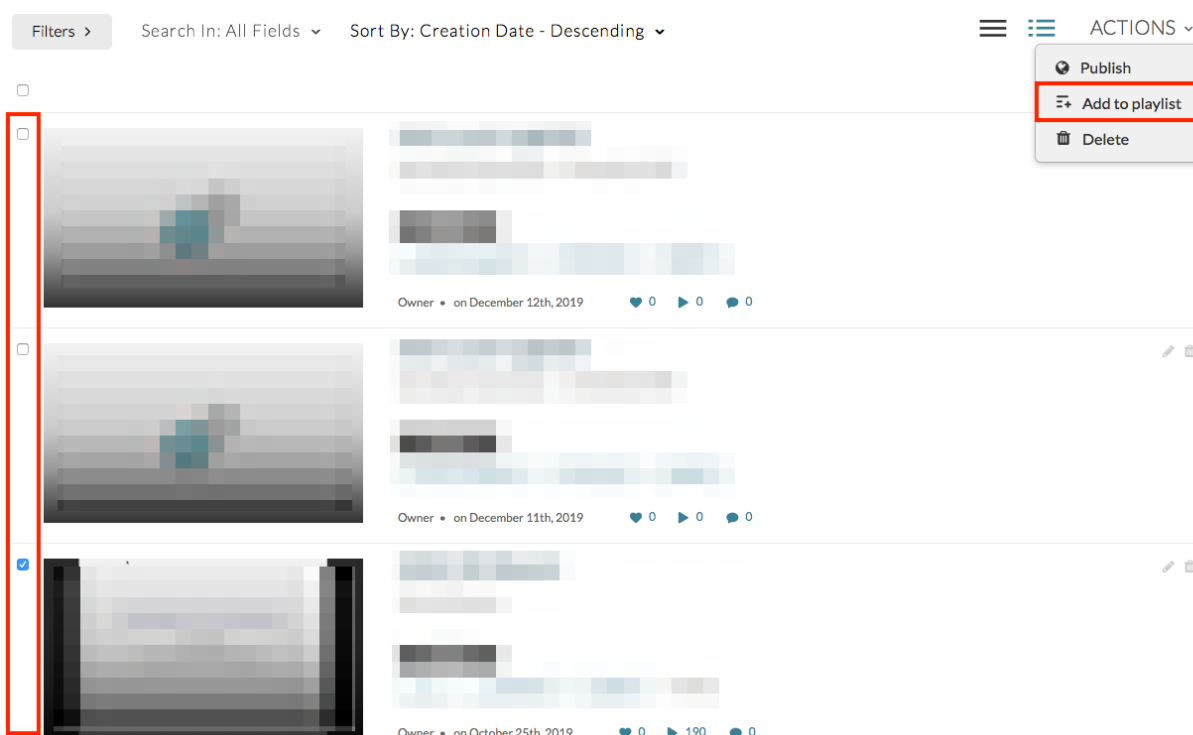


# Create a playlist in Media Hopper Create

A playlist is a specifically selected collection of files which play one after the other for the user.

Any **published** media file can be added to a playlist. This can either be media created by you, or someone else.

Login to [Media Hopper Create](#). Locate the media files you wish to add to your playlist and tick their corresponding checkboxes. They must be published. Click on the Actions button and choose Add to playlist.



To create a new playlist, enter a name and click on the Create button. The newly created playlist will be selected automatically.

## Add To Playlist

🔍 Search for Playlist

+ Create New Playlist

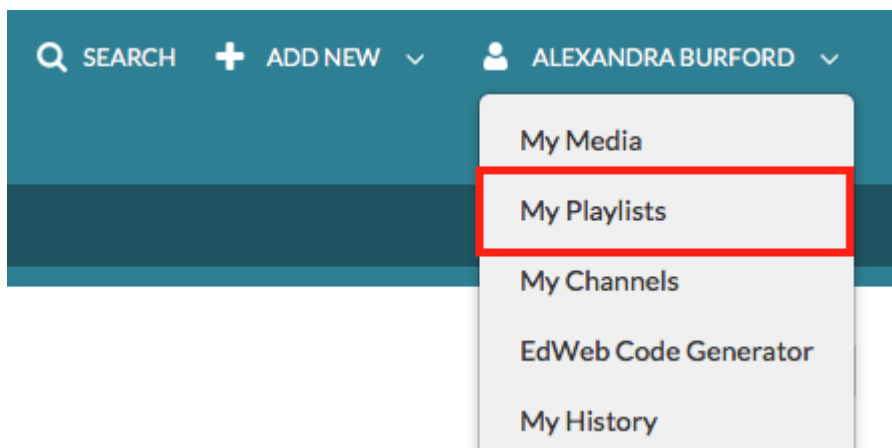
- IAML Nearest Neighbours
- IAML Neural Networks
- IAML Support Vector Machines - Part 2
- Learning and Teaching Fair 2016

Cancel


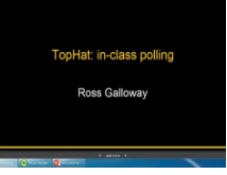
Add

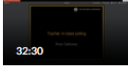


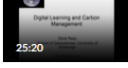
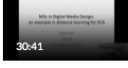
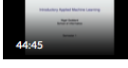
Click save to add the selected files to this playlist.

To view the playlist, click on the My Playlists button.



A file can be removed from the playlist by clicking on the three dot menu icon next to the file and choosing Remove.



- = 1  **TopHat and the flipped classroom**  
Created By Alexandra Burford ⋮
- = 2  **Incorporating Wikimedia in to the curriculum**  
Created By Alexandra Burford ⋮
- = 3  **Feedback Quality and Assessment Literacy: some background and research**  
Created By Alexandra Burford ⋮
- = 4  **Digital Learning and Carbon Management**  
Created By Alexandra Burford ⋮
- = 5  **MSc Digital Media Design: an example in distance learning for ECA**  
Created By Alexandra Burford ⋮
- = 6  **IAML - 21 September 2017**  
Created By Alexandra Burford ⋮

⋮

Move to Bottom

Move to Top

Remove

Select Save.

### Further information

IS have created a video, demonstrating how to work with channels and playlists in Media Hopper Create. It can be found here: [https://media.ed.ac.uk/media/Working+with+Channels+and+Playlists/1\\_k4oocp0k](https://media.ed.ac.uk/media/Working+with+Channels+and+Playlists/1_k4oocp0k)