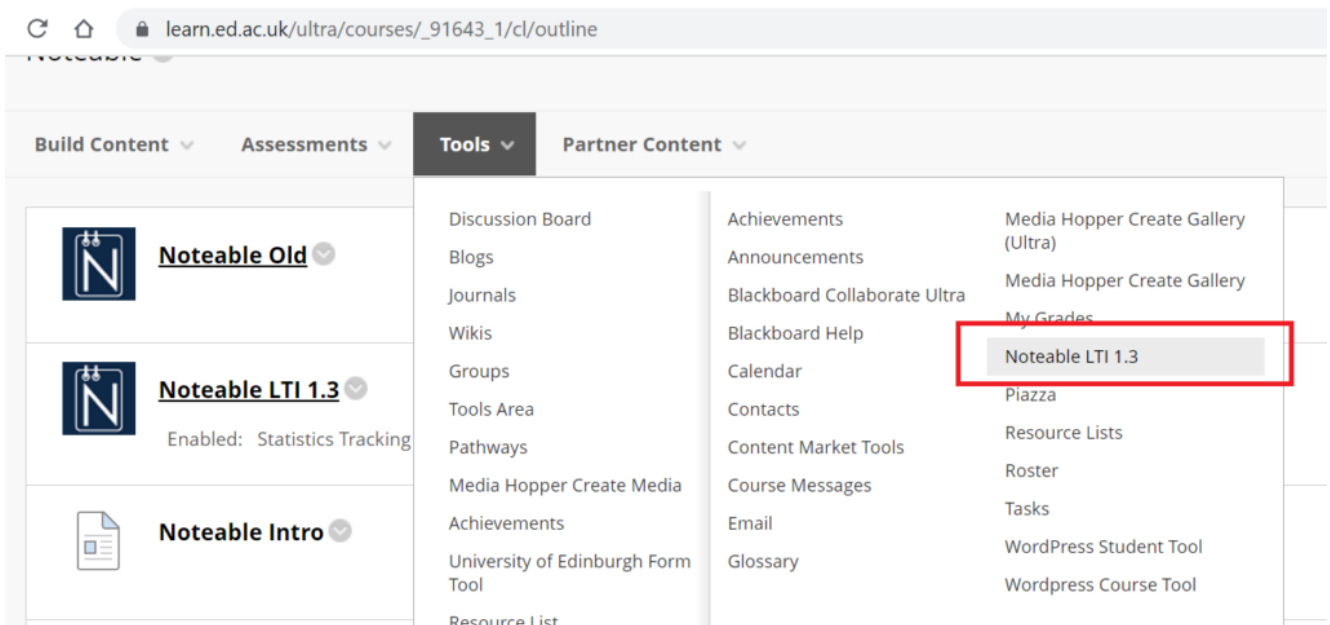


Noteable 1.3

With the new release of Noteable in August 2022, ISG have configured a new way to connect your Learn course to Noteable – Noteable LTI 1.3.

The Noteable LTI 1.3 integration has been successfully set up in Learn and Learn Ultra and the old connection method for Noteable will be **switched off by 16th September**. If there are any old links in any of your courses, they will break. Please simply delete them and add the new Noteable LTI 1.3 instead. Instructions below.

Step 1. Select the Noteable LTI 1.3 link from the Tools menu.



Step 2. Check the settings and then click on Submit.

learn.ed.ac.uk/ultra/courses/_91643_1/cl/outline

Miki Sun Playground Course Noteable Create Link: Noteable LTI 1.3 Edit Mode is: ON

Create Link: Noteable LTI 1.3

* Indicates a required field.

LINK INFORMATION

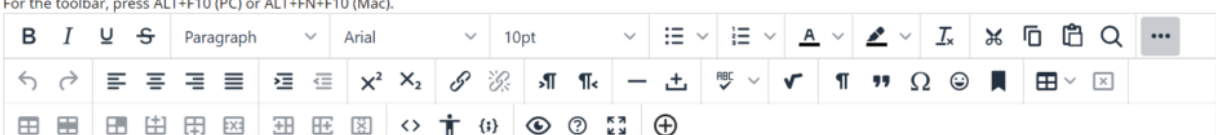
* Link Name

Colour of Name

Link Tool: Noteable LTI 1.3

Text

For the toolbar, press ALT+F10 (PC) or ALT+FN+F10 (Mac).




Click **Submit** to proceed.

Cancel Submit

Step 3. The Noteable link will appear in the Learn course page. Click on it, it will launch on a new tab.

noteable.edina.ac.uk/launch

[About Noteable](#) [Documentation](#) [Status](#) [Log out](#) [Contact Us ▼](#)



The University of Edinburgh

Please select a personal notebook server

Standard Notebook (Python 3) ▼

Start

What does a Collaborative Session notebook do?

“Collaborative Session” notebooks allow for two or more people to edit the same document by sharing a link. Collaborative Sessions launch in the newer JupyterLab interface. See our [documentation](#) for more information.